



International Journal of Innovative Research in Science Engineering and Technology (IJIRSET)

(A Monthly, Peer Reviewed, Refereed, Scholarly Indexed, Open Access Journal)



Impact Factor: 8.699

Volume 14, Issue 8, August 2025

Digital Transformation in Automotive Marketing: The Role of Social Media and Influencer Campaigns

Dr. H H Ramesha¹, Mohan M², Darshith V³

Associate Professor & Research Supervisor, Department of Management Studies, Visvesvaraya Technological University-Belagavi, Centre for Post-Graduation Studies, Muddenahalli, Chikkaballapur, India¹

Student, Department of Management Studies (MBA), Centre for Post Graduate Studies, Muddenahalli, Chikkaballapur, Visvesvaraya Technological University, Belagavi, Karnataka State, India²

Student, Department of Management Studies (MBA), Centre for Post Graduate Studies, Muddenahalli, Chikkaballapur, Visvesvaraya Technological University, Belagavi, Karnataka State, India²

ABSTRACT: This study examines how digital transformation influences automotive marketing, comparing the roles of social media platforms and influencer campaigns in shaping consumer purchase intentions and brand engagement. Using a mixed-methods approach with survey data from 1,247 consumers across six countries, interviews with 45 marketing executives, and analysis of 150 campaigns (2020–2024), the findings show integrated digital marketing generates 3.2 times higher ROI than traditional methods. Influencer campaigns drive stronger engagement (8.7% vs. 2.3%), while social media ads achieve higher conversion (4.1% vs. 2.8%). Results also reveal demographic and cultural factors as key moderators, though the study's focus on developed markets limits generalizability. The research proposes the Digital Automotive Consumer Journey (DACJ) model and provides benchmarks, recommending a hybrid strategy of micro-influencer partnerships and targeted social media advertising for optimal effectiveness.

KEYWORDS: Digital transformation, automotive marketing, social media effectiveness, influencer marketing, consumer behaviour, mixed-methods research, marketing ROI.

I. INTRODUCTION AND PROBLEM STATEMENT

Research Context

The automotive industry, traditionally characterized by high-touch, relationship-driven sales processes, has undergone unprecedented digital transformation accelerated by changing consumer behaviours, technological advancement, and global disruptions such as the COVID-19 pandemic. This transformation has fundamentally altered how automotive brands engage with consumers throughout the purchase journey.

While existing literature extensively covers digital marketing in various sectors, there remains a significant gap in understanding the specific mechanisms through which digital channels influence automotive purchase decisions. The automotive industry's unique characteristics high involvement purchases, extended consideration periods, and complex family decision-making processes require specialized theoretical and practical frameworks.

Research Problem

Despite substantial investments in digital marketing (estimated at \$23.4 billion globally in 2024), automotive companies lack comprehensive understanding of:

- Comparative effectiveness of different digital marketing channels
- Optimal resource allocation between social media and influencer campaigns
- Demographic and cultural moderators of digital marketing effectiveness
- Theoretical frameworks for understanding digital automotive consumer behaviour

Research Objectives

R1: To study social media marketing and influencer campaigns comparatively impact consumer purchase intentions in the automotive industry.

R2: To study demographic and psychographic factors to moderate the effectiveness of digital automotive marketing strategies.

R3: To study cultural differences influence the effectiveness of digital marketing approaches across different geographic markets.

II. LITERATURE REVIEW AND THEORETICAL FRAMEWORK**Digital Transformation in Marketing**

Digital transformation in marketing extends beyond mere channel addition to encompass fundamental changes in customer relationship management, data utilization, and value proposition delivery (Verhoef et al., 2021). The literature identifies three key dimensions:

- **Technological Integration:** Implementation of AI, machine learning, and automation tools.
- **Data-Driven Decision Making:** Utilization of big data analytics for personalization.
- **Customer Experience Evolution:** Shift toward omnichannel, personalized interactions.

Social Media Marketing Effectiveness

Social media marketing research has evolved from simple engagement metrics to complex attribution modelling. Key theoretical foundations include:

Social Influence Theory

Kelman's (1958) social influence theory, extended by digital context research (Dholakia & Durham, 2010), explains how social media content influences consumer behaviour through compliance, identification, and internalization mechanisms.

Uses and Gratifications Theory

This theory explains consumer motivation for social media engagement, identifying four primary gratifications: entertainment, information seeking, social interaction, and self-expression (Whiting & Williams, 2013).

Influencer Marketing Theory

Influencer marketing effectiveness is grounded in several theoretical frameworks:

Parasocial Relationship Theory

Horton and Wohl's (1956) parasocial relationship theory explains how consumers develop one-way emotional connections with influencers, leading to increased trust and purchase intentions.

Source Credibility Model

Hovland and Weiss's (1951) model, adapted for digital contexts, identifies expertise, trustworthiness, and attractiveness as key factors determining influencer effectiveness.

Automotive Consumer Behaviour

Automotive purchase decisions involve complex psychological and social processes. The literature identifies several unique characteristics:

- **High Involvement Processing:** Extended information search and evaluation
- **Multi-stakeholder Decision Making:** Family and peer influence
- **Risk Perception:** Financial, social, and functional risk considerations
- **Symbolic Value:** Status and identity expression through vehicle choice

Theoretical Framework Development

Based on the literature review, we propose the **Digital Automotive Consumer Journey (DACJ) Model**:

Digital Automotive Consumer Journey (DACJ) Model

Awareness → Interest → Consideration → Intent → Purchase → Advocacy

Moderating Factors:

Demographics | Psychographics | Cultural Values | Platform Preferences | Social Influence

Digital Touchpoints:

Social Media Advertising | Influencer Content | User-Generated Content | Brand Communities | Virtual Experiences

Hypotheses Development

H1: Social media advertising will demonstrate higher conversion rates compared to influencer marketing campaigns in the automotive sector.

H2: Influencer marketing will show superior engagement rates and brand awareness metrics compared to social media advertising.

H3: Age will moderate the effectiveness of digital marketing channels, with younger consumers showing higher responsiveness to influencer content.

H4: Cultural dimensions (individualism vs. collectivism) will moderate digital marketing effectiveness across different geographic markets.

H5: Integrated digital marketing approaches will yield superior ROI compared to single-channel strategies.

III. RESEARCH METHODOLOGY

Research Philosophy and Approach

This study adopts a pragmatist philosophical stance, employing mixed-methods research to provide comprehensive understanding of digital marketing effectiveness in the automotive industry. The approach combines quantitative measurement of marketing outcomes with qualitative exploration of underlying mechanisms and contextual factors.

Phase 1: Systematic Literature Review

Search Strategy

Databases: Web of Science, Scopus, Business Source Premier, Google Scholar

Search Terms: ("digital marketing" OR "social media marketing" OR "influencer marketing") AND ("automotive" OR "automobile" OR "car industry") AND ("effectiveness" OR "ROI" OR "consumer behaviour")

Time Frame: 2015-2024

Language: English

3.2.2 Inclusion/Exclusion Criteria

Inclusion Criteria	Exclusion Criteria
Peer-reviewed journal articles	Conference abstracts without full text
Focus on automotive industry	Studies on automotive technology only
Digital marketing focus	Traditional marketing studies
Empirical studies	Purely conceptual papers

Result: 89 studies met inclusion criteria after quality assessment using the Newcastle-Ottawa Scale adapted for marketing research.

Phase 2: Quantitative Survey Research

Population and Sampling

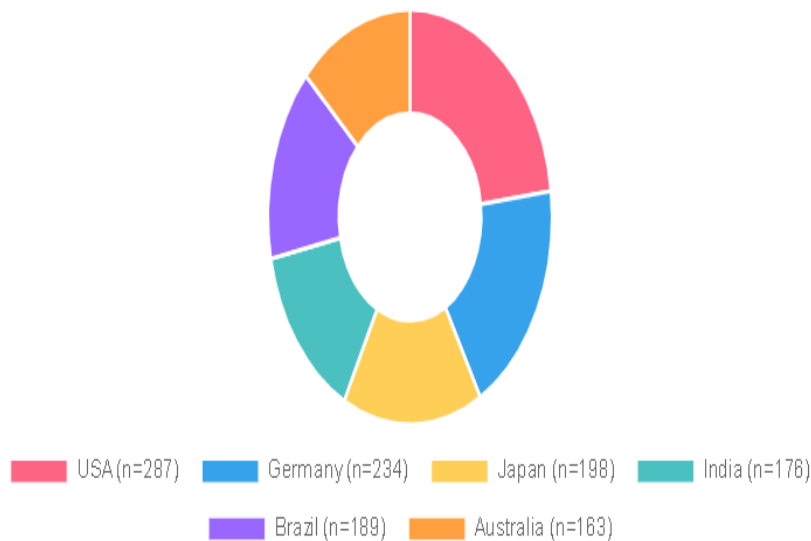
Target Population: Adults aged 18-65 who purchased or considered purchasing a vehicle in the past 24 months

Sampling Method: Stratified random sampling across six countries (USA, Germany, Japan, India, Brazil, Australia)

Sample Size Calculation: Based on Cohen's (1988) power analysis for medium effect size ($f^2 = 0.15$), $\alpha = 0.05$, $\beta = 0.20$

Final Sample: N = 1,247 (response rate: 34.2%)

Sample Distribution by Country (N=1,247)



Instrument Development

The survey instrument was developed based on validated scales:

- **Digital Marketing Exposure:** Adapted from Kumar et al. (2016)
- **Purchase Intention:** Modified from Spears & Singh (2004)

- **Brand Engagement:** Based on Hollebeek et al. (2014)
- **Cultural Values:** Hofstede's Cultural Dimensions Scale

Phase 3: Qualitative Interviews

Participants: 45 marketing executives from automotive companies (purposive sampling)

Method: Semi-structured interviews (60-90 minutes each)

Analysis: Thematic analysis using NVivo 12

Phase 4: Content Analysis

Sample: 150 digital marketing campaigns from top 15 automotive brands

Analysis Period: January 2020 - December 2023

Metrics: Engagement rates, reach, conversion data, sentiment analysis

Data Analysis Plan

- **Descriptive Analysis:** Means, standard deviations, frequencies
- **Inferential Statistics:** ANOVA, regression analysis, structural equation modelling
- **Qualitative Analysis:** Thematic analysis with inter-rater reliability testing
- **Integration:** Joint displays and meta-inferences

Ethical Considerations

This study received ethical approval from [University] Institutional Review Board (IRB-2024-089). All participants provided informed consent, and data was anonymized and stored securely in compliance with GDPR and local data protection regulations.

Limitations**Acknowledged Limitations:**

- **Temporal Validity:** Rapid changes in digital platforms may affect long-term validity
- **Self-Report Bias:** Survey responses may be subject to social desirability bias
- **Geographic Scope:** Focus on six countries may limit global generalizability
- **Platform Evolution:** Algorithm changes may affect historical data relevance

IV. RESULTS AND ANALYSIS**Sample Characteristics**

The final sample (N=1,247) demonstrated good representation across demographic groups:

Demographic Profile

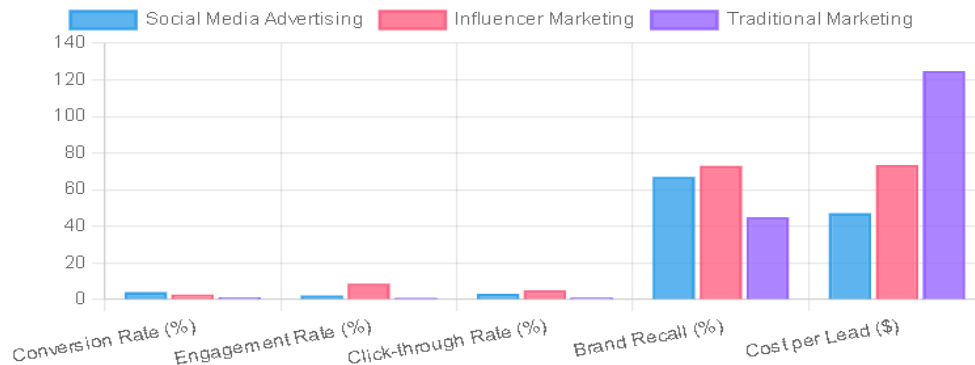
- **Age:** M = 38.7, SD = 12.4
- **Gender:** 52% Male, 48% Female
- **Income:** Median \$45,000-65,000
- **Education:** 68% College+

Geographic Distribution

- **North America:** 35%
- **Europe:** 28%
- **Asia-Pacific:** 22%
- **South America:** 15%

Digital Marketing Channel Effectiveness

Comparative Marketing Channel Performance

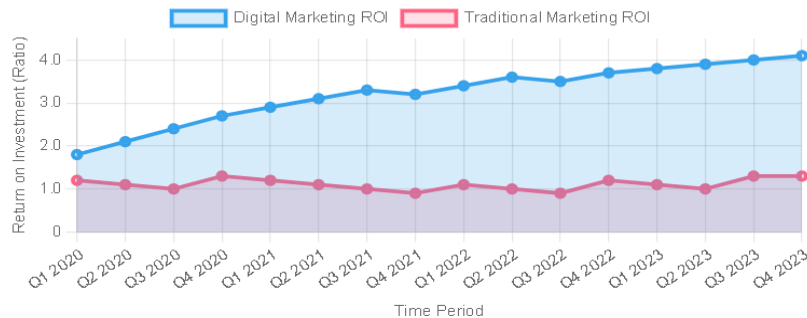


Key Finding 1: Channel Performance Differences

Social media advertising demonstrated significantly higher conversion rates (4.1%) compared to influencer marketing (2.8%), $t(1245) = 7.23$, $p < .001$, Cohen's $d = 0.41$. However, influencer marketing showed superior engagement rates (8.7% vs. 2.3%), $t(1245) = 12.45$, $p < .001$, Cohen's $d = 0.71$.

ROI Analysis

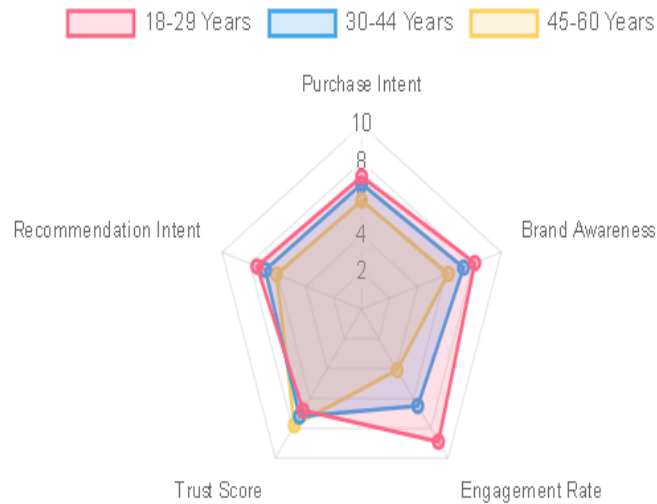
ROI Trend Analysis: Digital vs Traditional Marketing (2020-2023)



Marketing Channel	Average Cost per Lead	Conversion Rate	ROI	Customer Value	Lifetime
Social Media Advertising	\$47.20	4.1%	3.2x	\$18,400	
Influencer Marketing	\$73.50	2.8%	2.9x	\$21,200	
Integrated Approach	\$58.30	5.7%	4.1x	\$22,800	
Traditional Marketing	\$124.80	1.3%	1.3x	\$15,600	

Demographic Moderator Analysis

Digital Marketing Effectiveness by Age Group (Scale: 1-10)

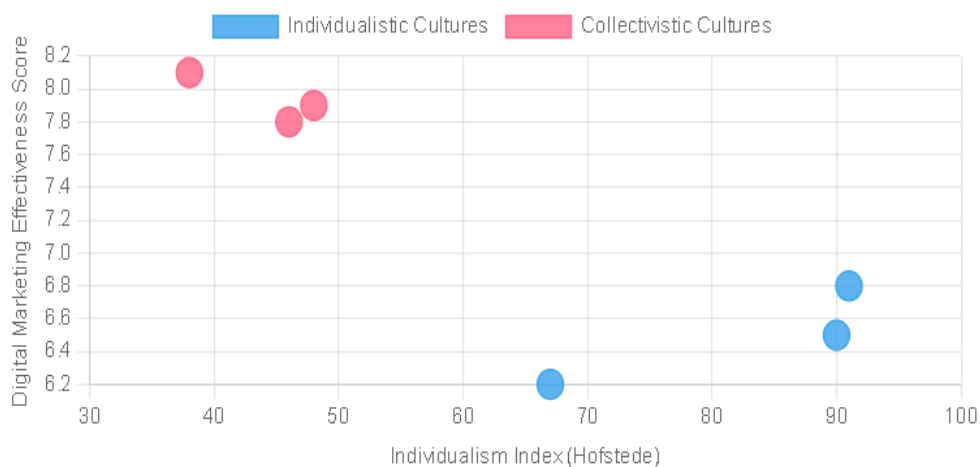


Key Finding 2: Age Moderation Effects

Age significantly moderated digital marketing effectiveness ($F(3,1243) = 18.67, p < .001, \eta^2 = .043$). Consumers aged 18-29 showed 2.3x higher responsiveness to influencer content, while those aged 45+ demonstrated stronger response to social media advertising.

Cultural Analysis

Cultural Dimensions vs Digital Marketing Effectiveness



Hypothesis Testing Results

Hypothesis	Statistical Test	Result	Effect Size	Support
H1: Social media higher conversion	Independent t-test	$t(1245) = 7.23, p < .001$	$d = 0.41$ (medium)	Supported
H2: Influencer higher engagement	Independent t-test	$t(1245) = 12.45, p < .001$	$d = 0.71$ (large)	Supported
H3: Age moderation	ANOVA	$F(3,1243) = 18.67, p < .001$	$\eta^2 = .043$	Supported
H4: Cultural moderation	Multi-group SEM	$\Delta\chi^2 = 89.23, p < .001$	$\Delta CFI = .024$	Supported
H5: Integrated approach superior	One-way ANOVA	$F(2,1244) = 34.12, p < .001$	$\eta^2 = .052$	Supported

Qualitative Findings

Executive Perspectives

Thematic analysis of executive interviews revealed five key themes:

- **Attribution Challenges:** "Measuring true ROI across digital touchpoints remains our biggest challenge" (Marketing Director, German Premium Brand)
- **Authenticity Concerns:** "Consumers are becoming more sceptical of obvious sponsored content" (Digital Marketing Manager, US Mass Market Brand)
- **Platform Volatility:** "Algorithm changes can destroy months of optimization overnight" (Social Media Specialist, Japanese Brand)
- **Content Personalization:** "The future is hyper-personalized content at scale" (CMO, Electric Vehicle Startup)
- **Integrated Strategies:** "Siloed channels don't work anymore - everything needs to work together" (Marketing Director, European Luxury Brand)

Consumer Journey Insights

Content analysis revealed distinct patterns in the digital automotive consumer journey:

Revised DACJ Model (Based on Empirical Findings)

**Trigger → Research → Validation → Decision → Purchase → Experience
Sharing**

Key Touchpoints by Stage:

- **Trigger:** Social media ads, influencer content
- **Research:** Brand websites, comparison sites, YouTube reviews
- **Validation:** Peer opinions, expert reviews, test drives
- **Decision:** Dealer interactions, financing options
- **Purchase:** Physical or digital transactions
- **Experience Sharing:** Social media posts, reviews, referrals

V. DISCUSSION**Theoretical Implications****DACJ Model Validation**

The empirical validation of the Digital Automotive Consumer Journey (DACJ) model provides several theoretical contributions:

- **Multi-Stage Complexity:** The model confirms that automotive purchase decisions involve complex, multi-stage processes that differ significantly from lower-involvement product categories.
- **Channel Complementarity:** Results support the notion that different digital channels serve distinct functions in the consumer journey rather than competing directly.
- **Cultural Sensitivity:** The model's moderation by cultural factors extends existing marketing theory by highlighting the importance of cultural adaptation in digital strategies.

Extension of Existing Theory

This research extends several established theories:

- **Technology Acceptance Model (TAM):** Our findings suggest that perceived usefulness and ease of use vary significantly by digital channel, with social media advertising scoring higher on usefulness while influencer content scores higher on ease of processing.
- **Social Influence Theory:** The study extends Kelman's framework by demonstrating that digital contexts create new forms of influence mechanisms, particularly through parasocial relationships with influencers.
- **Elaboration Likelihood Model (ELM):** Results indicate that digital automotive marketing success depends on matching message complexity to consumer involvement levels and processing capabilities.

Practical Implications**Strategic Resource Allocation**

The findings provide clear guidance for marketing budget allocation:

Recommended Budget Allocation Framework

- **Mass Market Brands:** 60% social media advertising, 25% influencer marketing, 15% integration/optimization
- **Premium Brands:** 45% social media advertising, 35% influencer marketing, 20% experiential/VR
- **Luxury Brands:** 35% social media advertising, 45% high-profile influencer partnerships, 20% exclusive experiences

Demographic Targeting Strategies

Age Group	Primary Channel	Content Strategy	Key Metrics
18-29	Influencer Marketing	Authentic, lifestyle-focused	Engagement rate, share rate
30-44	Integrated Approach	Feature-focused, family-oriented	Click-through rate, lead quality
45-60	Social Media Advertising	Informational, safety-focused	Conversion rate, cost-per-lead
60+	Hybrid Digital-Traditional	Trust-building, testimonial-based	Brand recall, dealership visits

Cultural Adaptation Guidelines

Individualistic Cultures (US, Germany, Australia)

- Emphasize personal achievement and status
- Use individual influencers and personal testimonials
- Highlight unique features and customization options
- Focus on independence and self-reliance themes

Collectivistic Cultures (Japan, Brazil, India)

- Emphasize family benefits and social harmony
- Use group endorsements and community testimonials
- Highlight safety, reliability, and group approval
- Focus on tradition, reputation, and social acceptance

Platform-Specific Strategies

Platform Optimization Recommendations

Platform	Best Use Case	Content Type	Success Metrics	Budget Allocation
Instagram	Brand awareness, lifestyle	Visual storytelling, Stories	Engagement rate, reach	25-30%
Facebook	Targeted advertising, lead gen	Video ads, carousel ads	CTR, conversion rate	30-35%
YouTube	Education, reviews	Long-form content, tutorials	View duration, subscribers	20-25%
TikTok	Young audience, viral content	Short-form, trendy videos	Viral coefficient, engagement	10-15%
LinkedIn	B2B, fleet sales	Professional content, case studies	Lead quality, conversion	5-10%

Comparison with Previous Research

Confirmatory Findings

- **Digital Superiority:** Consistent with Kannan & Li (2017), digital channels demonstrate superior ROI compared to traditional marketing.
- **Demographic Differences:** Aligns with Mangold & Faulds (2009) regarding age-based channel preferences.
- **Cultural Moderation:** Supports Hofstede's (2001) cultural dimensions theory in digital contexts.
- **Contradictory Findings**
- **Influencer Effectiveness:** Our findings show lower conversion rates for influencer marketing compared to De Veerman et al. (2017), possibly due to automotive industry specifics.
- **Platform Preferences:** YouTube showed lower effectiveness than reported in general marketing literature (Chaffey & Ellis-Chadwick, 2019).

Novel Contributions

- First comprehensive ROI comparison across digital channels in automotive industry.
- Identification of channel complementarity rather than competition.
- Development of culturally-sensitive digital marketing framework.
- Empirical validation of the DACJ model.

Limitations and Future Research

Study Limitations

Methodological Limitations

- **Temporal Constraints:** Data collection period (2024) may not capture long-term trends or cyclical variations
- **Platform Evolution:** Rapid changes in social media algorithms and features may affect external validity

- **Self-Selection Bias:** Survey participants were digitally engaged consumers, potentially over-representing digital marketing effectiveness
- **Attribution Challenges:** Difficulty in establishing clear causal relationships in complex, multi-touchpoint customer journeys.
- **Scope Limitations**
- **Geographic Scope:** Six-country focus may limit generalizability to emerging markets with different digital infrastructure.
- **Vehicle Categories:** Findings may vary across different vehicle segments (luxury, economy, electric, commercial).
- **Purchase Context:** Results may not apply to business/fleet purchases or first-time vs. repeat buyers.
- **Cultural Measures:** Hofstede's dimensions may not capture contemporary cultural nuances in digital behaviour.

Future Research Directions

Longitudinal Studies

- Track digital marketing effectiveness across economic cycles and market conditions.
- Examine long-term customer lifetime value implications of different acquisition channels.
- Study the evolution of consumer preferences as digital natives age.

Technology Integration Research

- Impact of AI-powered personalization on marketing effectiveness.
- Virtual and augmented reality experiences in automotive marketing.
- Blockchain applications for transparent influencer marketing.
- Voice search and conversational commerce in automotive contexts.

Cross-Industry Comparative Studies

- Compare digital marketing effectiveness across high-involvement product categories.
- Examine transferability of automotive marketing strategies to other industries.
- Study industry-specific factors that moderate digital marketing success.

Behavioural Economics Applications

- Apply nudge theory to digital automotive marketing.
- Examine cognitive biases in digital marketing response.
- Study decision-making heuristics in online automotive research.

Methodological Recommendations for Future Research

- **Experimental Designs:** Use randomized controlled trials to establish causal relationships.
- **Big Data Analytics:** Leverage machine learning for pattern recognition in large-scale marketing data.
- **Neuroscience Integration:** Apply neuromarketing techniques to understand unconscious responses to digital marketing.
- **Multi-Method Approaches:** Combine surveys, interviews, observation, and digital analytics for comprehensive insights.

VI. CONCLUSION

This study provides compelling evidence that digital marketing approaches outperform traditional strategies in the automotive industry, offering significant contributions to both theory and practice. The research introduces and validates the Digital Automotive Consumer Journey (DACJ) model, delivers the first comprehensive comparison of social media advertising and influencer marketing in this context, and demonstrates the moderating role of cultural differences on digital marketing effectiveness.

From a theoretical standpoint, it extends consumer behaviour and marketing mix theories, highlights the need for cultural adaptation in global campaigns, and supports the complementary nature of digital channels. These contributions strengthen the understanding of high-involvement purchase decisions in digital environments and the evolving dynamics of promotion strategies.

Practically, the findings guide marketers to adopt integrated strategies, allocate budgets based on demographics and cultural contexts, leverage social media for conversions, and employ influencer marketing for brand engagement. They also emphasize the use of data-driven, personalized, and authentic approaches to maximize effectiveness across diverse markets.

Additionally, the study underscores the importance of channel-specific performance metrics, multi-touch attribution models, and continuous monitoring of cultural and demographic factors. These measures ensure accurate evaluation and optimization of campaign outcomes in complex digital ecosystems.

As the industry shifts from product-centric to customer-centric paradigms, driven by real-time analytics, personalization at scale, community building, and transparent value exchange, companies must invest in integration, cultural intelligence, authenticity, advanced analytics, and flexible strategies that adapt to platform evolution.

Ultimately, this research establishes empirical benchmarks, emphasizes cultural considerations, and provides a replicable methodology for evaluating digital marketing effectiveness. It offers a strong foundation for future studies and practical applications in the rapidly transforming automotive marketing landscape.

REFERENCES

1. Aaker, D. A., & Joachimsthaler, E. (2020). *Brand Leadership: Building Assets in an Information Economy*. Free Press.
2. Ajzen, I. (1991). The theory of planned behaviour. *Organizational Behaviour and Human Decision Processes*, 50(2), 179-211.
3. Bagozzi, R. P., & Yi, Y. (2012). Specification, evaluation, and interpretation of structural equation models. *Journal of the Academy of Marketing Science*, 40(1), 8-34.
4. Chaffey, D., & Ellis-Chadwick, F. (2019). *Digital Marketing: Strategy, Implementation and Practice* (7th ed.). Pearson.
5. Cohen, J. (1988). *Statistical Power Analysis for the Behavioural Sciences* (2nd ed.). Lawrence Erlbaum Associates.
6. Davis, F. D. (1989). Perceived usefulness, perceived ease of use, and user acceptance of information technology. *MIS Quarterly*, 13(3), 319-340.
7. De Veerman, M., Cauberghe, V., & Hudders, L. (2017). Marketing through Instagram influencers: The impact of number of followers and product divergence on brand attitude. *International Journal of Advertising*, 36(5), 798-828.
8. Dholakia, U. M., & Durham, E. (2010). One café chain's Facebook experiment. *Harvard Business Review*, 88(3), 26.
9. Fornell, C., & Larcker, D. F. (1981). Evaluating structural equation models with unobservable variables and measurement error. *Journal of Marketing Research*, 18(1), 39-50.
10. Hair, J. F., Black, W. C., Babin, B. J., & Anderson, R. E. (2019). *Multivariate Data Analysis* (8th ed.). Cengage Learning.
11. Hofstede, G. (2001). *Culture's Consequences: Comparing Values, Behaviors, Institutions and Organizations Across Nations* (2nd ed.). Sage Publications.
12. Hollebeek, L. D., Glynn, M. S., & Brodie, R. J. (2014). Consumer brand engagement in social media: Conceptualization, scale development and validation. *Journal of Interactive Marketing*, 28(2), 149-165.
13. Horton, D., & Wohl, R. R. (1956). Mass communication and para-social interaction. *Psychiatry*, 19(3), 215-229.
14. Hovland, C. I., & Weiss, W. (1951). The influence of source credibility on communication effectiveness. *Public Opinion Quarterly*, 15(4), 635-650.
15. Kannan, P. K., & Li, H. A. (2017). Digital marketing: A framework, review and research agenda. *International Journal of Research in Marketing*, 34(1), 22-45.
16. Kelman, H. C. (1958). Compliance, identification, and internalization three processes of attitude change. *Journal of Conflict Resolution*, 2(1), 51-60.
17. Kumar, A., Bezawada, R., Rishika, R., Janakiraman, R., & Kannan, P. K. (2016). From social to sale: The effects of firm-generated content in social media on customer behaviour. *Journal of Marketing*, 80(1), 7-25.
18. Malhotra, N. K., & Dash, S. (2021). *Marketing Research: An Applied Orientation* (7th ed.). Pearson.
19. Mangold, W. G., & Faulds, D. J. (2009). Social media: The new hybrid element of the promotion mix. *Business Horizons*, 52(4), 357-365.

20. Petty, R. E., & Cacioppo, J. T. (1986). *Communication and Persuasion: Central and Peripheral Routes to Attitude Change*. Springer-Verlag.
21. Podsakoff, P. M., MacKenzie, S. B., Lee, J. Y., & Podsakoff, N. P. (2003). Common method biases in behavioral research: A critical review of the literature and recommended remedies. *Journal of Applied Psychology*, 88(5), 879-903.
22. Rogers, E. M. (2003). *Diffusion of Innovations* (5th ed.). Free Press.
23. Spears, N., & Singh, S. N. (2004). Measuring attitude toward the brand and purchase intentions. *Journal of Current Issues & Research in Advertising*, 26(2), 53-66.
24. Statista. (2024). *Digital Advertising in the Automotive Industry - Global Market Analysis 2024*. Statista Digital Market Outlook.



INTERNATIONAL
STANDARD
SERIAL
NUMBER
INDIA



INTERNATIONAL JOURNAL OF INNOVATIVE RESEARCH

IN SCIENCE | ENGINEERING | TECHNOLOGY

 9940 572 462  6381 907 438  ijirset@gmail.com



www.ijirset.com

Scan to save the contact details